

westgatetunnelproject.vic.gov.au/drive

info@wgta.vic.gov.au | 1800 105 105 (call anytime)

This publication includes information about the West Gate Tunnel Project which will open in late 2025. We are committed to keeping you informed and encourage you to contact us if you have any questions.



For languages other than English please call 9209 0147



Please contact us on 9209 0147 if you would like to speak to an interpreter about the project or need help with understanding the information provided in this publication. If you need assistance due to a hearing or speech impairment, visit relayservice.gov.au

ةب رعل اة ل ل

عورشم لوح تامول عم ةرشننل هذه نمضتت
(West Gate Tunnel Project) تي ا غ تسوي و قف
2025. ماع رخاوا يف حتتفئس يذل
رابأل رخاب املع مكطاحاب دةعتن نحن
مكي دل ناك اذا انب لاصتالا يلع مكعجشنو
مقربل يلع انب لاصتالا يجرئ. ةلئس ا
ثدحتل يف نوبغرث مئك اذا 9209 0147
يلى لى نوجاتحت وا عورشم لوح محرتم يلى
هذه يف ةمقؤل تامول عمل مهف يف دةعاسم
ةرشننل

Hrvatski

Ova publikacija sadrži informacije o projektu tunela West Gate koji će biti otvoren krajem 2025. godine. Obvezujemo se da ćemo vas informirati i potičemo vas da nas kontaktirate ako imate bilo kakvih pitanja. Molimo vas da nas kontaktirate putem broja telefona 9209 0147 ako želite razgovarati s tumačem o projektu ili trebate pomoć u razumijevanju informacija navedenih u ovoj publikaciji.

Filipino

Ang lathalaing ito ay naglalaman ng impormasyon tungkol sa West Gate Tunnel Project, na magbubukas sa huling bahagi ng 2025. Kami ay nakatuon sa pagbibigay sa inyo ng impormasyon at hinihikayat namin kayong makipag-ugnayan sa amin kung mayroon kayong mga katanungan. Mangyaring makipag-ugnayan sa amin sa 9209 0147 kung nais ninyong makausap ang isang interpreter tungkol sa proyekto o kung kailangan ninyo ng tulong sa pag-unawa ng impormasyong nasa lathalaing ito.

Ελληνικά

Αυτή η δημοσίευση περιλαμβάνει πληροφορίες σχετικά με το έργο West Gate Tunnel Project (Έργο Σήραγγας West Gate) που θα ανοίξει στα τέλη του 2025. Δεσμευόμαστε να σας κρατάμε ενήμερους και σας ενθαρρύνουμε να επικοινωνήσετε μαζί μας εάν έχετε οποιαδήποτε ερωτήσεις. Επικοινωνήστε μαζί μας στο 9209 0147 εάν θέλετε να μιλήσετε με διαμενέα για το έργο ή χρειάζεστε βοήθεια για την κατανόηση των πληροφοριών που παρέχονται σε αυτή τη δημοσίευση.

Italiano

Questa pubblicazione include informazioni sul Progetto del West Gate Tunnel che verrà inaugurato alla fine del 2025. Ci impegniamo a tenervi informato/a e ti incoraggiamo a contattarci se hai domande da fare. Contattaci al numero 9209 0147 se desideri parlare con un interprete riguardo al progetto o se hai bisogno di aiuto nel comprendere le informazioni fornite in questa pubblicazione.

Македонски

Оваа публикација вклучува информации за проектот West Gate Tunnel што ќе биде отворен кон крајот на 2025 година. Се стремиме да продолжиме да ве информираме и ве поттикнуваме да ни се јавите ако имате прашања. Ве молиме јавете ни се на 9209 0147 ако сакате со преведувач да разговарате за проектот или ви треба помош да ги разберете информациите дадени во оваа публикација.

Polski

Niniejsza publikacja zawiera informacje na temat projektu West Gate Tunnel, który zostanie otwarty pod koniec 2025 roku. Dokładamy wszelkich starań, aby na bieżąco informować o postępach i w razie jakichkolwiek pytań zachęcamy do kontaktu z nami. W przypadku chęci porozmawiania z tłumaczem na temat projektu lub uzyskania pomocy w zrozumieniu informacji zawartych w niniejszej publikacji prosimy o kontakt pod numerem 9209 0147.

ਪੰਜਾਬੀ

ਇਸ ਪ੍ਰਕਾਸ਼ਨ ਵਿੱਚ ਵੈਸਟ ਗੇਟ ਸੁਰੰਗ ਦੇ ਪ੍ਰੋਜੈਕਟ ਬਾਰੇ ਜਾਣਕਾਰੀ ਸ਼ਾਮਲ ਹੈ ਜੋ 2025 ਦੇ ਅਖੀਰ ਵਿੱਚ ਖੁੱਲ੍ਹੇਗੀ।

ਅਸੀਂ ਤੁਹਾਨੂੰ ਸੂਚਤਿ ਰੱਖਣ ਲਈ ਵਚਨਬੱਧ ਹਾਂ ਅਤੇ ਜੇ ਤੁਹਾਡੇ ਕੋਈ ਸਵਾਲ ਹਨ ਤਾਂ ਤੁਹਾਨੂੰ ਸਾਡੇ ਨਾਲ ਸੰਪਰਕ ਕਰਨ ਲਈ ਉਤਸ਼ਾਹਿਤ ਕਰਦੇ ਹਾਂ। ਜੇ ਤੁਸੀਂ ਪ੍ਰੋਜੈਕਟ ਬਾਰੇ ਦੁਭਾਸ਼ੀਏ ਨਾਲ ਗੱਲ ਕਰਨਾ ਚਾਹੁੰਦੇ ਹੋ ਜਾਂ ਇਸ ਪ੍ਰਕਾਸ਼ਨ ਵਿੱਚ ਪ੍ਰਦਾਨ ਕੀਤੀ ਜਾਣਕਾਰੀ ਨੂੰ ਸਮਝਣ ਵਿੱਚ ਮਦਦ ਦੀ ਲੋੜ ਹੈ ਤਾਂ ਕਰਿਪਾ ਕਰਕੇ ਸਾਡੇ ਨਾਲ 9209 0147 'ਤੇ ਸੰਪਰਕ ਕਰੋ।

Српски

Ова публикација садржи информације о пројекту изградње тунела Вест Гејт (West Gate Tunnel Project) који ће се отворити крајем 2025. године. Посвећени смо томе да вас редовно обавештавамо и подстичемо вас да нас контактирате ако имате било каквих питања. Контактирајте нас на 9209 0147 ако желите да разговарате о пројекту уз помоћ тумача или вам је потребна помоћ да разумете информације у овој публикацији.

简体中文

本刊物包括西门隧道项目将于2025年末开通的信息。我们会及时向您通报情况。若有问题，亦请主动与我们联系。若您希望通过翻译讨论项目之事或需要澄清本刊物的信息内容，请拨9209 0147与我们联系。

繁體中文

本出版物內含將於2025年底通車的西門隧道項目 (West Gate Tunnel Project) 的資訊。我們致力於隨時為您提供最新資訊，並歡迎您聯繫我們提出任何疑問。如要通過口譯員瞭解項目資訊，或需要幫助理解本出版物中的內容，請撥打9209 0147 與我們聯繫。

Tiếng Việt

Ấn phẩm này trình bày thông tin về Dự án Đường hầm West Gate sẽ mở cửa vào cuối năm 2025. Chúng tôi cam kết sẽ cập nhật thông tin cho quý vị và khuyến khích quý vị liên lạc với chúng tôi nếu có bất kỳ câu hỏi nào. Vui lòng liên lạc với chúng tôi theo số 9209 0147 nếu quý vị muốn nói chuyện qua thông dịch viên về dự án này hoặc cần trợ giúp để hiểu thông tin được cung cấp trong ấn phẩm này.

WEST GATE TUNNEL

Get ready to drive

How to use the West Gate Tunnel —a guide for freight

In partnership with

Transurban



Contents

4 Introduction

Find out more about the West Gate Tunnel.

6 Key journeys

Get familiar with the most common heavy vehicle journeys.

10 Paying for trips on the West Gate Tunnel

Find out how toll roads work and how to pay for trips.

11 Road safety and the West Gate Tunnel

Learn about safety in the tunnel and connecting roads.

The West Gate Tunnel will provide smoother, safer and more productive journeys for the freight sector:

Purpose-built roads

ramps and interchanges and a stronger West Gate Freeway for high productivity freight vehicles (for loads up to 110T).

50% more capacity

on the West Gate Freeway from the M80 interchange.

More direct access

to and from the port, bypassing up to 17 sets of traffic lights.



Introduction

What is the West Gate Tunnel?

What's new?

The West Gate Tunnel is a new road connecting Melbourne's west with the Port of Melbourne and broader freeway network to keep freight moving 24/7. You will be able to use it to travel from the west to the city and back again.



Twin tunnels

under Yarraville that connect the West Gate Freeway with the city and CityLink.



More lanes

on the West Gate Freeway with new freeway entry and exit ramps.



New bridges

and connections to exit to CityLink, North Melbourne, Docklands, and the northern suburbs.

New generation of larger trucks:

Long Heavy Commercial Vehicles (LHCV)

A new tolling category is being introduced as part of the West Gate Tunnel. Head to page 10 for more information.



New no-truck zones



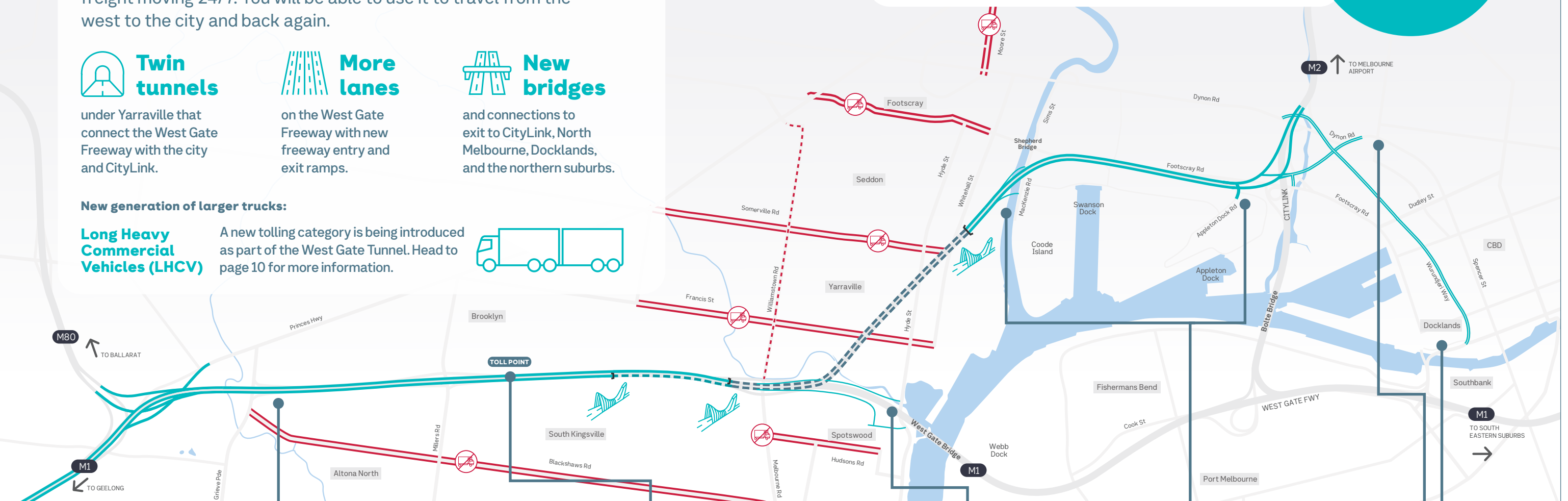
When the West Gate Tunnel opens, six inner west roads will have 24-hour no-truck zones.

This will cover Francis Street and Somerville Road in Yarraville, Buckley Street and Moore Street in Footscray, Blackshaws Road in Altona North, and Hudsons Road in Spotswood. A night-time and weekend no-truck zone will also be in place on Williamstown Road (8pm – 6am weekdays and at all times on weekends).

Roadside cameras will help monitor and enforce the no-truck zones. Exceptions will apply for trucks with local origins and destinations within the zones for local deliveries, construction or maintenance works, and other situations as prescribed in the No-Truck Zone regulations. Visit transport.vic.gov.au/no-truck-zones for more information.

Remember

Trucks over 68.5T can't travel over the West Gate Bridge or the Bolte Bridge. This applies to both directions.



There are separated traffic lanes to help motorists get to where they want to go including:

- Left-hand lanes for getting into the tunnel (citybound) or off the freeway at Grieve Parade, Millers Road and Williamstown Road, and to get to Hyde Street (citybound).
- Right-hand express lanes to continue over the West Gate Bridge (citybound) or continue through to the Princes Freeway and M80 Ring Road (westbound).



There will be a single toll point for heavy vehicles between Millers Road and Williamstown Road to use the upgraded freeway, Hyde Street ramps, new tunnels and city connections.



New entry and exit ramps at Hyde Street

Entry ramp for westbound travel and citybound exit ramp to access Port of Melbourne for heavy vehicles that can't travel through the tunnels or are heading to local industry.



New exit ramps at MacKenzie Road and Appletton Dock Road

For direct access to the Port of Melbourne.



New entry points to access West Gate Tunnel

Coming from the city you'll need to use Dynon Road in West Melbourne, Wurundjeri Way or Footscray Road in Docklands, or CityLink to get to the tunnel.

Key journeys

Common heavy vehicle journeys of the West Gate Tunnel

This section is broken down into heading into and out of the city.

Plan your route towards the city

You'll have a choice between the West Gate Tunnel or the Hyde Street ramps to get to the Port of Melbourne.

Step 1: Choose your lane early when travelling from the M80 Ring Road or Princes Freeway

Left for West Gate Tunnel and freeway exits

Take the left lanes and follow the signs for West Gate Tunnel or getting off the freeway at Millers Road, Williamstown Road, and the new Hyde Street exit ramp.

Right for express lanes to West Gate Bridge

Keep right for the express lanes and follow signs to head to City South and south-eastern suburbs over the West Gate Bridge.



Exiting the freeway at Hyde Street?

Follow the signs and take the right lane once you've passed the Williamstown Road exit to get to Hyde Street. This ramp exit is for port and local industry access, and oversize and placarded loads because these kinds of loads can't use the tunnel.



Step 2: Entering the West Gate Tunnel

Choose your new options to exit and enter the freeway network

Follow signs and enter the West Gate Tunnel from the West Gate Freeway near Williamstown Road.



Step 3: Choose your final destinations

Continuing onto CityLink and Melbourne Airport

Once you exit the tunnel, stay in the centre lanes. Follow the signs for 'M2 CityLink' to travel onto CityLink.



To get to the Port of Melbourne

After exiting the tunnel, follow the signs for MacKenzie Road, or Appleton Dock Road.



Key journeys

Plan your route outbound towards Ballarat/Geelong

The West Gate Tunnel will give you more options for travel between the port and the regional centres.

Step 1: Choose your starting point

From Appleton Dock Road:

- Turn left onto Footscray Road.
- Stay in the left lane and follow signs for 'M4 Geelong'.
- Continue up the ramp to the West Gate Tunnel.



From MacKenzie Road:

- Follow the signs and lane markings for 'M4 Geelong'.
- Continue through to the West Gate Tunnel.



From Hyde Street:

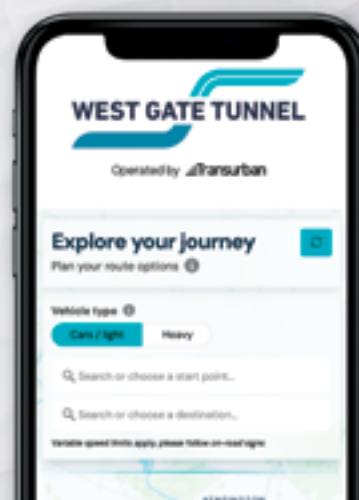
- This new ramp will provide express access to the West Gate Freeway from Simcock Avenue.
- Depending on which way you're travelling along Hyde Street, follow the signs for the West Gate Freeway and 'M1 Geelong'.



Plan your trips in advance

Go to westgatetunnelproject.vic.gov.au/drive and check out the interactive **Explore Your Journey** tool.

Remember to also check the National Heavy Vehicle Regulator at nhvr.org.au for more detailed information on broader heavy vehicle routes.




Step 2: Once you're on the West Gate Freeway, pick your lanes for travel towards Geelong or Ballarat

Travelling from the West Gate Tunnel

Choose your lane early

 **Left lanes** towards M1 Princes Freeway (Geelong).


 **Right lanes** towards M80 Ring Road (Ballarat/Bendigo).

Travelling from the West Gate Bridge

Choose your lane early

Once you're over the bridge, take the right-hand express lanes and follow the signs for 'M1 Geelong' or 'M80 Ring Road'.

Then once you pass Millers Road, you'll need to stay in:

 The **left lanes** to get to the M80 Ring Road (Ballarat-bound).

 The **right lanes** for the Princes Freeway (Geelong-bound).

Exiting the freeway

Get into the left lanes at the bridge and follow the signs to exit the freeway at Williamstown Road, Millers Road or Grieve Parade.



Lanes from the tunnel and to freeway exits to inner west suburbs

Express lanes from the West Gate Bridge

Paying for trips

Paying for trips on the West Gate Tunnel

All heavy vehicles will pay a single toll on West Gate Freeway located between Williamstown Road and Millers Road, no matter if you use the tunnel, the West Gate Bridge, or the Hyde Street ramps.



Heavy commercial vehicles (HCV)

HCV's are rigid trucks with three or more axles, or over 4.5T gross vehicle mass; buses; and articulated trucks.

Long heavy commercial vehicles (LHCV)

Long Heavy Commercial Vehicle (LHCV) is a new vehicle and tolling class which will apply to the new West Gate Tunnel, and the new tolled section of the West Gate Freeway. LHCVs are heavy vehicles 26m in length or more.

Toll Prices

Go to transurban.com/west-gate-tunnel-tolls for the latest info on West Gate Tunnel toll prices

Value for heavy vehicles

Tolling discounts and trip caps will help make the upgraded freeway and new tunnels more cost-effective for heavy vehicles.

Night-time travel	Trucks travelling at night (between 8pm and 6am) receive a 33% discount
Multi-road toll cap	Trucks travelling on both CityLink and the West Gate Tunnel will have tolls for single trips capped at certain amounts depending on the time of day and vehicle class.
West Gate Tunnel multi-trip discount	Heavy vehicles travelling back and forth all day will receive tolling discounts after the fourth trip:
	First 4 trips: trucks pay full toll
	Trips 5 to 8: trucks pay 50% of toll
	Trips 9 and above: no further charges

There are different ways you can pay for tolls

Businesses with fleets can set up commercial tolling accounts, with advanced features designed to help track toll charges. Visit linkt.com.au for more information.

If you travel on a toll road without an account

If you don't have an active tolling account when travelling through the West Gate Tunnel, you may receive a toll invoice and get charged additional fees and charges on top of the tolls. It's important to have an active tolling account or once-off pass, so it's easier for you to manage your travel, payments, and vehicles.

Transurban will operate the West Gate Tunnel when it opens. Find out more on their website.

Safety

Road safety and the West Gate Tunnel

Restrictions for placarded vehicles and dangerous goods.

Placarded vehicles, which transport dangerous goods, can't travel in the West Gate Tunnel. These loads must travel via the Hyde Street ramps. Go to page 7 for more information.

To ensure safety, avoid tunnels when carrying dangerous goods. An emergency exit for placarded loads is available near the tunnel entrance.


Looking out for you on the road

Cameras monitor traffic conditions on the West Gate Tunnel and CityLink 24 hours a day, 7 days a week.

If you break down or have an incident, stay in your vehicle, turn hazard lights on and an incident response team will be sent out right away.

Save this!

If you're in an incident and need some help, Transurban's team are on the ready. Save **13 33 31** into your phone –it's available 24 hours, 7 days a week.



Obey the ramp signal lights and overhead messages



A red X means the lane is closed. There may be road works, a breakdown or debris on the road ahead.

Speed limit signs change in response to incidents or congestion on the road. Motorists must follow the speed limit displayed on these signs.

When an incident occurs, arrows which tell you the lane to move in to. These arrows may direct you to exit the freeway if necessary.

If you see this circle sign in the tunnel, proceed with caution as there may be an incident ahead.